




Be Fire-Safe in the Kitchen

1. Stay in the kitchen when frying food or cooking with oil or grease.




NO




YES

2. Never cook when you are tired.



NO



YES

3. To put out a pan fire, slide a lid over the pan.
Turn off the stove and let the pan cool.



NO



YES

A Recipe for **Keeping Your Community Cooking Safely**

NFPA • 1 Batterymarch Park, Quincy, MA 02169 • www.nfpa.org



Be Fire-Safe in the Kitchen

4. If you have a fire and it does not go out, get out of the home and call the fire department.




NO




YES

5. Keep things that can burn away from the stove.




NO




YES

6. Keep kids at least three feet from the stove.



NO



YES

Illustrations by L.S. Pierce © 2009

A Recipe for **Keeping Your Community Cooking Safely**

NFPA • 1 Batterymarch Park, Quincy, MA 02169 • www.nfpa.org